United Church Funds

FIXED INCOME FUND

FUND OBJECTIVE

Seeks to provide investors with a total return consistent with a diversified portfolio of predominantly high-quality fixed income securities.

INVESTMENT STRATEGY

The Fund invests primarily in intermediate and long-term U.S. dollar-denominated government and investment grade corporate fixed income obligations. The Fund may hold high-quality mortgage and asset-backed securities, as well as short-term fixed income instruments, senior secured bank loans, non-investment grade and emerging market debt securities. The Fund employs social and environmental screens.

INVESTMENT PERFORMANCE

Average Annual Performance % as of 09/30/26	Qtr.	Year to Date	One Year	Three Years	Five Years	Ten Years
Fixed Income Fund	-3.76%	-3.17%	-1.96%	4.02%	-0.61%	0.99%
Bloomberg U.S. Government/ Credit Index	-3.32%	-2.85%	-1.98%	3.86%	-0.78%	1.21%
Lipper Core Plus Fixed Income	-3.72%	-3.08%	-2.09%	4.07%	-0.70%	1.19%

* Fixed Income Policy Index (85% Barclays US Gov't/Credit, 10% S&P LSTA Performing Loans, and 5% JPMorgan GBI-EM Global Diversified)

All performance results are shown net of fees

GROWTH OF $10,000 (from 01/01/09 - 09/30/26)

This table reflects net performance

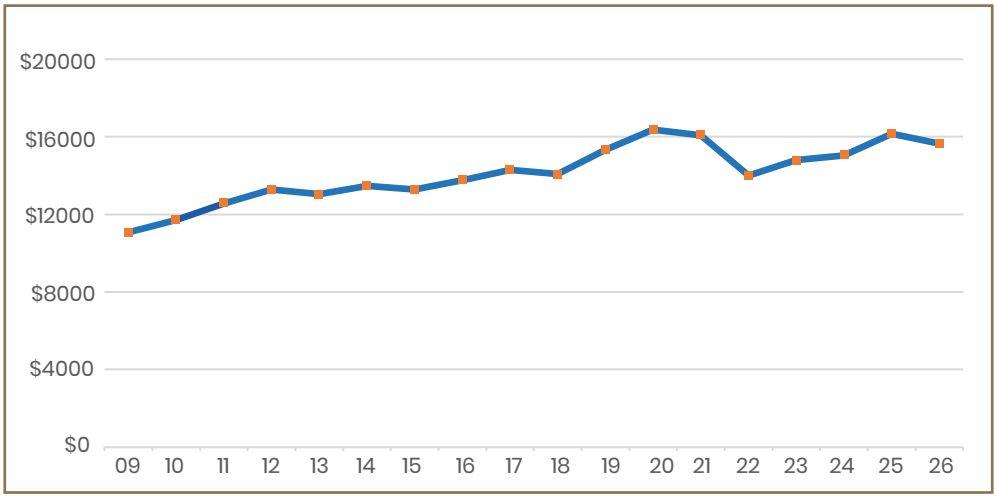

UCF OVERVIEW

- Over $1.4B in AUM
- Over 1,200 faith-based investors
- Expertise in sustainable and responsible investing

FUND DETAILS

Benchmark	Custom
Inception	1994
Assets	$231 million
Yield	4.06%

EXPENSES & MINIMUMS

Expense Ratio	0.58%
12b-1	0.00%
Front-End Load	0.00%
Back-End Load	0.00%
Transaction Fee	None
Account Minimum	$1,000

TOP TEN BOND HOLDINGS

BOND	YIELD	MATURITY	% of TOTAL
U.S. Treasury Bond	2.250%	08/15/2046	2.59%
Int. Bank for Reconst.	4.500%	08/25/2033	1.45%
U.S. Treasury Bond	4.750%	02/15/2056	1.21%
U.S. Treasury Note	4.000%	11/15/2035	1.00%
U.S. Treasury Note	4.375%	07/31/2033	0.87%
Bank of America Corp.	Var. Rt	11/10/2028	0.66%
BNG Bank NV	3.875%	04/29/2031	0.62%
Federal Farm	1.670%	12/10/2036	0.61%
U.S. Treasury Note	4.625%	08/15/2036	0.56%
Citibank NA VAR RT	Var. Rt	11/19/2027	0.54%
Total			**10.11%**

The performance data shown represent past performance, which is not a guarantee of future results. Investment returns and principal value will fluctuate, so that investors' shares, when sold, may be worth more or less than their original cost. Current performance may be lower or higher than the performance data cited. Before investing in any UCF fund, prospective investors should carefully consider the investment objectives, risks and expenses.

FIXED INCOME FUND

ASSET ALLOCATION

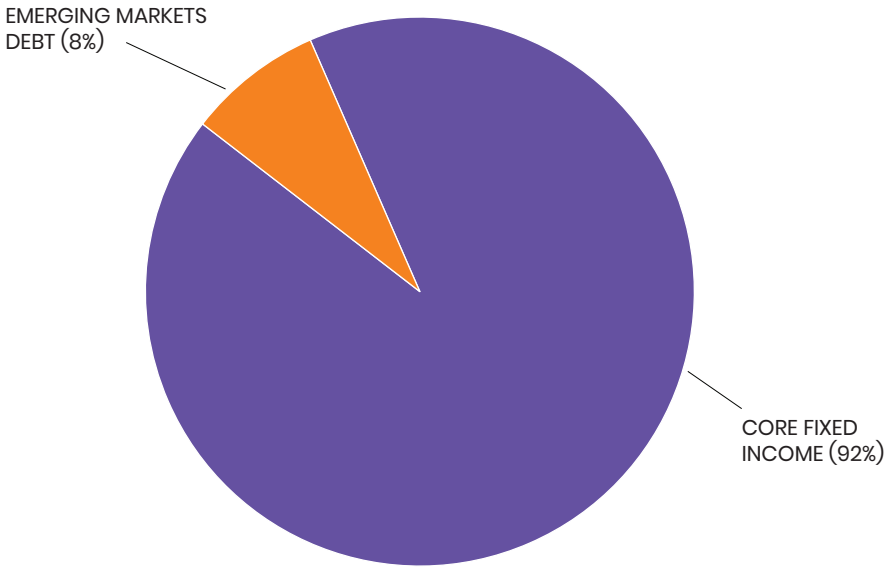

Due to rounding, totals may not equal 100%

FUND CHARACTERISTICS

FIXED INCOME:

Standard Deviation (3 yrs.)	5.4%
Sharpe Ratio (3 yrs.)	-0.12
Duration (yrs.)	6.08
Credit Quality	AA3/A1
Avg. Effective Maturity (yrs.)	8.64

MANAGERS & ASSET CLASSES

- Nuveen (40%) Fixed Income - Core
- Pension Boards UCC (40%) Fixed Income - Core
- PIMCO ESG Inc. Ins. (11%) Fixed Income - Core
- Pension Boards UCC (1%) Fixed Income - Cash
- Lazard Asset Management (8%) Fixed Income - Emerging Market

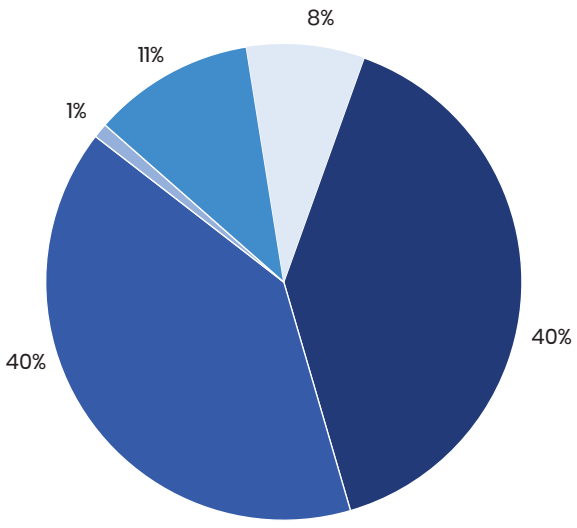

United Church Funds (UCF) is a faith-based, mission-driven, nonprofit corporation that exclusively serves institutional investors. The information provided by UCF is for general informational purposes only and does not constitute legal, tax, investment or financial advice. Full legal disclaimer information is available at ucfunds.org/legal-disclaimer/.