United Church Funds

DOMESTIC CORE EQUITY FUND

FUND OBJECTIVE

Seeks to provide investors with a total return consistent with a diversified portfolio of large capitalization U.S. common stocks.

INVESTMENT STRATEGY

The Fund invests primarily in common stocks and other equity-type securities of large and mid-sized companies headquartered in the U.S. The Fund may invest up to 10% in companies domiciled outside the U.S. The Fund may own short-term fixed income securities as cash reserves. The Fund employes shareholder engagement and social and environmental screens.

INVESTMENT PERFORMANCE

Average Annual Performance % as of 09/30/26	Qtr.	Year to Date	One Year	Three Years	Five Years	Ten Years
Domestic Core Equity Fund	2.46%	12.68%	15.68%	22.45%	13.46%	14.43%
S&P 500 Index	2.30%	12.75%	15.74%	22.89%	13.79%	15.33%
Lipper Large Cap Core	1.88%	10.57%	13.37%	21.06%	12.15%	14.02%

All performance results are shown net of fees

GROWTH OF $10,000 (from 01/01/09 - 09/30/26)

This table reflects net performance

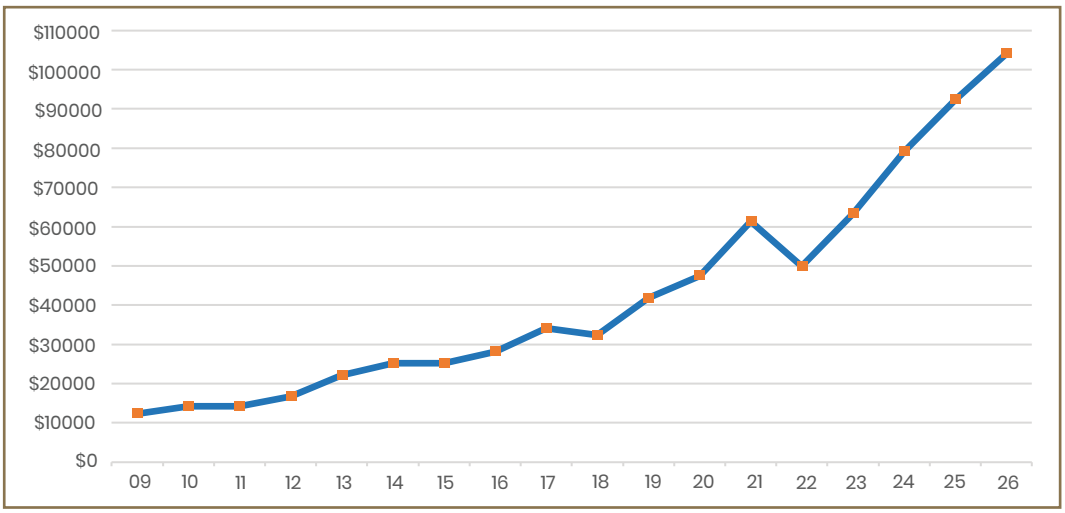

UCF OVERVIEW

- Over $1.4B in AUM
- Over 1,200 faith-based investors
- Expertise in Sustainable and Responsible Investing

FUND DETAILS

Benchmark	S&P 500 Index
Inception	2005
Assets	$329 million
Yield	1.08%

EXPENSES & MINIMUMS

Expense Ratio	0.51%
12b-1	0.00%
Front-End Load	0.00%
Back-End Load	0.00%
Transaction Fee	None
Account Minimum	$1,000

TOP TEN EQUITY HOLDINGS

NVIDIA Corp.	8.08%
Apple Inc.	7.36%
Microsoft Corp.	5.49%
Alphabet Inc.	5.48%
Amazon.com Inc.	3.76%
Broadcom Inc.	2.44%
Meta Platforms Inc.	2.33%
Micron Technology Inc.	1.84%
Advanced Micro Devices Inc.	1.53%
Eli Lilly & Co.	1.47%
Total	39.78%

The performance data shown represent past performance, which is not a guarantee of future results. Investment returns and principal value will fluctuate, so that investors' shares, when sold, may be worth more or less than their original cost. Current performance may be lower or higher than the performance data cited. Before investing in any UCF fund, prospective investors should carefully consider the investment objectives, risks and expenses.

DOMESTIC CORE EQUITY FUND

ASSET ALLOCATION

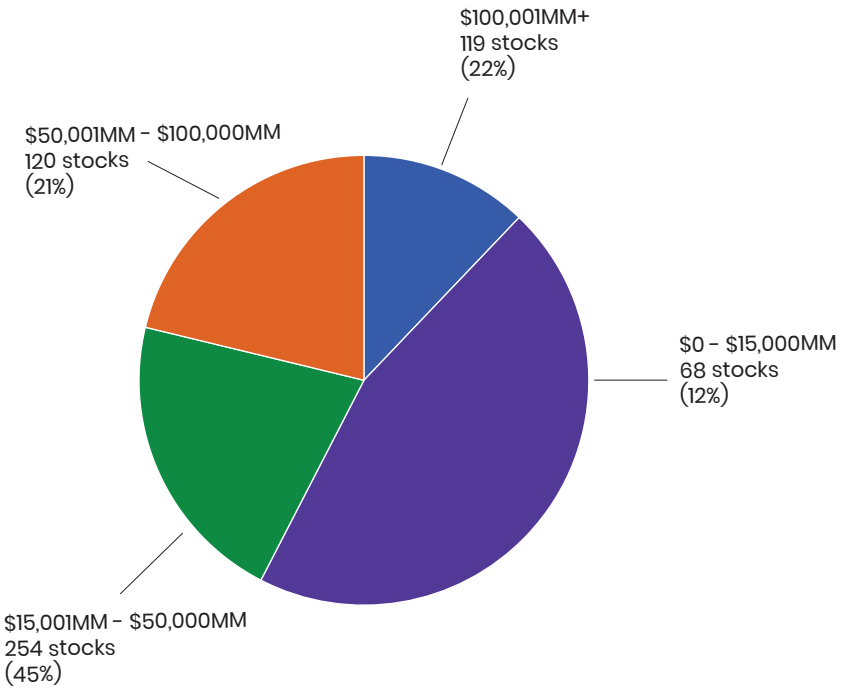

Due to rounding, totals may not equal 100%

FUND CHARACTERISTICS

EQUITY:

Median Market Cap ($MM)	41,263.70
Price/Earnings Ratio	25.52
Price/Book Ratio	4.49
Number of Stocks	561
Standard Deviation (3 yrs.)	12.5%
Beta (3 yrs.)	0.98
R-Squared (3 yrs.)	1.00
Sharpe Ratio (3 yrs.)	1.42
Turnover (1 yr.)	49.83%

Sector Allocation

• Communication Services	10.1%
• Consumer Discretionary	8.7%
• Consumer Staples	4.0%
• Energy	3.5%
• Financials	11.6%
• Health Care	9.6%
• Industrials	7.9%
• Materials	1.6%
• Real Estate	1.6%
• Information Technology	39.8%
• Utilities	1.7%
• Cash	0.0%
• ETF	0.0%

MANAGERS & ASSET CLASSES

Xponance (84%)
US Large Cap - Core

PGIM Quantitative Solutions (16%)
US Large Cap - Core

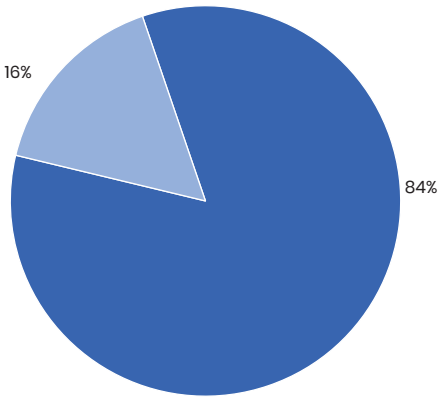

United Church Funds (UCF) is a faith-based, mission-driven, nonprofit corporation that exclusively serves institutional investors. The information provided by UCF is for general informational purposes only and does not constitute legal, tax, investment or financial advice. Full legal disclaimer information is available at ucfunds.org/legal-disclaimer/.