United Church Funds

CASH AND EQUIVALENT FUND

FUND OBJECTIVE

Seeks a high level of current income consistent with the preservation of capital and the maintenance of liquidity.

INVESTMENT STRATEGY

The Fund invests only in securities issued or guaranteed as to principal and interest by the U.S. government or its agencies or instrumentalities (including those with floating or variable rates of interest), repurchase agreements collateralized solely by cash and/or government securities, and cash.

INVESTMENT PERFORMANCE

Average Annual Total Returns % as of 09/30/26	Qtr.	Year to Date	One Year	Three Years	Five Years	Ten Years
Cash and Equivalent Fund	1.04%	2.69%	3.63%	4.35%	3.61%	2.30%
Lipper Money Market Funds Index	0.92%	2.73%	3.75%	4.52%	3.74%	2.33%

All performance results are shown net of fees

FINAL MATURITY OF MONEY MARKET SECURITIES

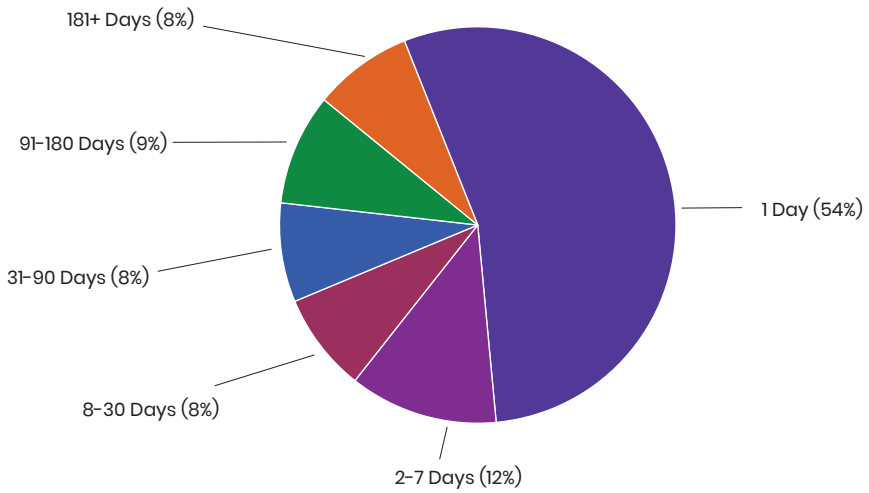

Due to rounding totals may not equal 100%

UCF OVERVIEW

- Over $1.4B in AUM
- Over 1,200 faith-based investors
- Expertise in sustainable and responsible investing

FUND DETAILS

Benchmark	Lipper Money Market Funds Index
Inception	1994
Assets	$62 million
Yield	3.75%

EXPENSES & MINIMUMS

Expense Ratio	0.00%
12b-1	0.00%
Front-End Load	0.00%
Back-End Load	0.00%
Transaction Fee	None
Account Minimum	$1,000

475 Riverside Drive, Suite 1020 • New York, NY 10115 • 877-806-4989 • www.ucfunds.org

CASH AND EQUIVALENT FUND

ASSET ALLOCATION

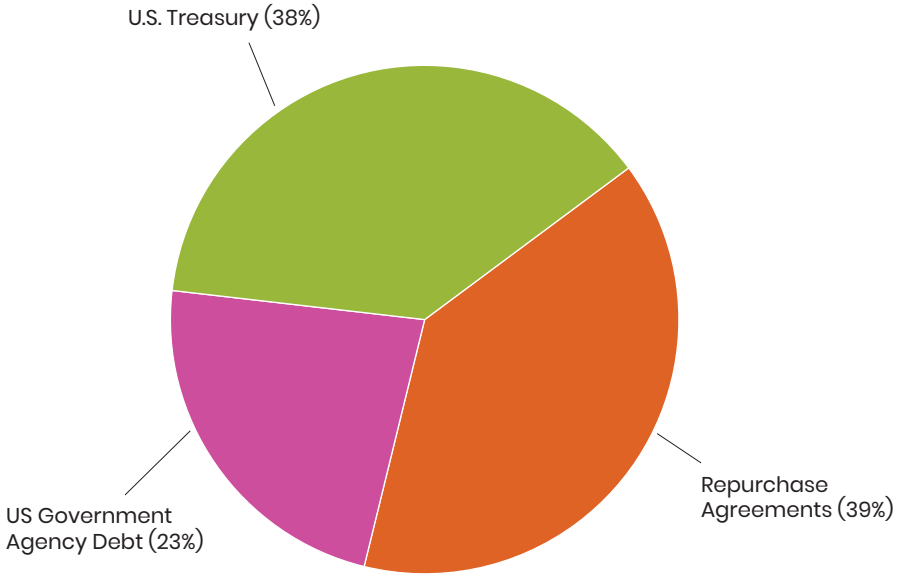

Due to rounding, totals may not equal 100%

FUND CHARACTERISTICS

FIXED INCOME:

Number of Holdings	232
Weighted Average Maturity (WAM)	42 Days
Weighted Average Life to Maturity (WAL)	105 Days

Credit Rating Agency Fund Ratings

S&P	AAAm
Moody's	Aaa-mf

MANAGERS & ASSET CLASSES

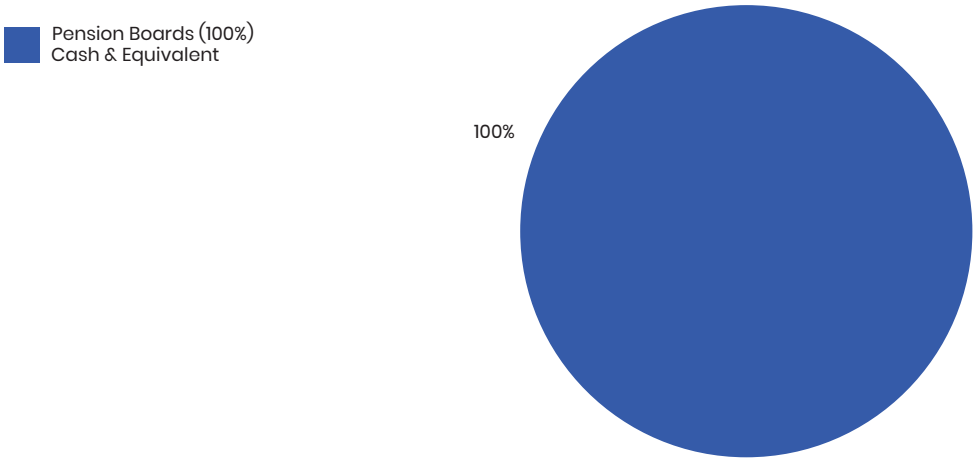

United Church Funds (UCF) is a faith-based, mission-driven, nonprofit corporation that exclusively serves institutional investors. The information provided by UCF is for general informational purposes only and does not constitute legal, tax, investment or financial advice. Full legal disclaimer information is available at ucfunds.org/legal-disclaimer/.