United Church Funds

BEYOND FOSSIL FUELS FIXED INCOME FUND

FUND OBJECTIVE

Seeks to achieve competitive risk-adjustment total returns over a full market cycle through the active management of a diversified portfolio of predominantly high-quality fixed income securities, while avoiding investments in companies that explore or produce fossil fuels and favoring investments that advance environmental and social justice.

INVESTMENT STRATEGY

The Fund, which is managed by the Core Fixed Income Team of the Pension Boards-United Church of Christ, invests in short, intermediate and long-term U.S. dollar-denominated, investment-grade, government, agency, corporate, mortgage-backed and asset-backed securities. Active management combines duration and yield-curve positioning with sector allocation, fundamental credit research and security selection, while maintaining core fixed income risk characteristics. The Fund applies UCF's social and environmental screens, and/or investments intended to finance environmental and social outcomes, and evaluates and monitors use of proceeds, impact reporting and greenhouse gas emissions.

INVESTMENT PERFORMANCE

Average Annual Performance % as of 09/30/26	Qtr.	Year to Date	One Year	Three Years	Five Years	Ten Years
BFF Fixed Income Fund	-3.53%	-3.11%	-2.12%	3.61%	-0.73%	1.44%
Bloomberg U.S. Government/ Credit Index	-3.32%	-2.85%	-1.98%	3.86%	-0.78%	1.21%
Lipper Core Fixed Income	-3.72%	-3.08%	-2.09%	4.07%	-0.70%	1.19%

* Fixed Income Policy Index (85% Barclays US Gov't/Credit, 10% S&P LSTA Performing Loans, and 5% JPMorgan GBI-EM Global Diversified)

All performance results are shown net of fees

GROWTH OF $10,000 (from 01/10/16 - 09/30/26)

This table reflects net performance

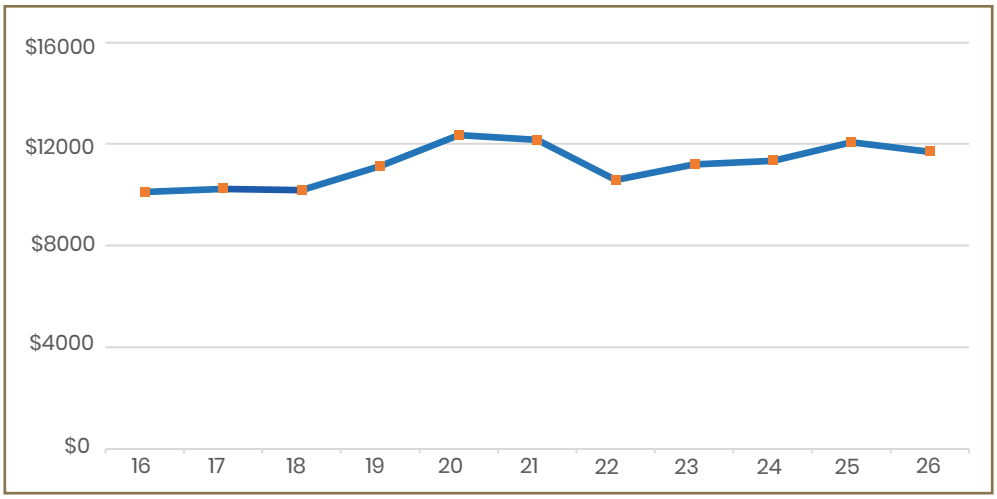

UCF OVERVIEW

- Over $1.4B in AUM
- Over 1,200 faith-based investors
- Expertise in sustainable and responsible investing

FUND DETAILS

Benchmark	Custom
Inception	2016
Assets	$134 million
Yield	4.26%

EXPENSES & MINIMUMS

Expense Ratio	0.50%
12b-1	0.00%
Front-End Load	0.00%
Back-End Load	0.00%
Transaction Fee	None
Account Minimum	$1,000

TOP TEN BOND HOLDINGS

BOND	COUPON	MATURITY	% of TOTAL
U.S. Treasury Bond	3.875%	05/15/2043	4.86%
U.S. Treasury Bond	2.250%	08/15/2046	3.46%
Int. BK Recon & Dev..	4.500%	08/25/2033	2.94%
U.S. Treasury Bond	4.375%	07/31/2033	2.91%
U.S. Treasury Bond	4.750%	02/15/2056	2.69%
U.S. Treasury Bond	4.625%	08/15/2036	2.28%
U.S. Treasury Bond	4.125%	08/31/2028	1.77%
U.S. Treasury Bond	5.125%	08/15/2046	1.69%
U.S. Treasury Bond	4.250%	07/31/2028	1.49%
Fed. Farm Credit Bank	1.670%	12/10/2036	1.32%
Total			**25.41%**

The performance data shown represent past performance, which is not a guarantee of future results. Investment returns and principal value will fluctuate, so that investors' shares, when sold, may be worth more or less than their original cost. Current performance may be lower or higher than the performance data cited. Before investing in any UCF fund, prospective investors should carefully consider the investment objectives, risks and expenses.

475 Riverside Drive, Suite 1020 • New York, NY 10115 • 877-806-4989 • www.ucfunds.org

BEYOND FOSSIL FUELS FIXED INCOME FUND

SECTOR ALLOCATION

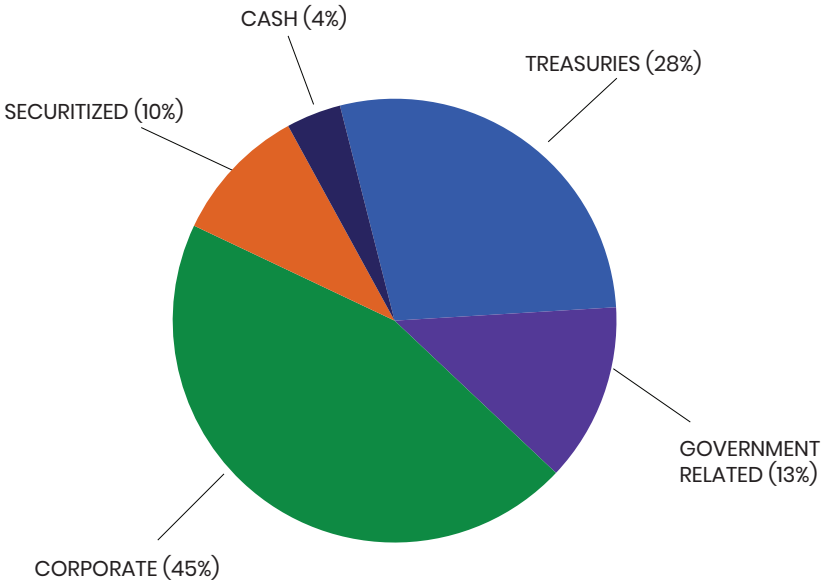

Due to rounding, totals may not equal 100%

FUND CHARACTERISTICS

FIXED INCOME:

Standard Deviation (3 yrs.)	5.40%
Sharpe Ratio (3 yrs.)	-0.33
Duration (yrs.)	6.09
Credit Quality	AA3/A1
Avg. Effective Maturity (yrs.)	8.77

SUSTAINABLE BONDS ALLOCATION

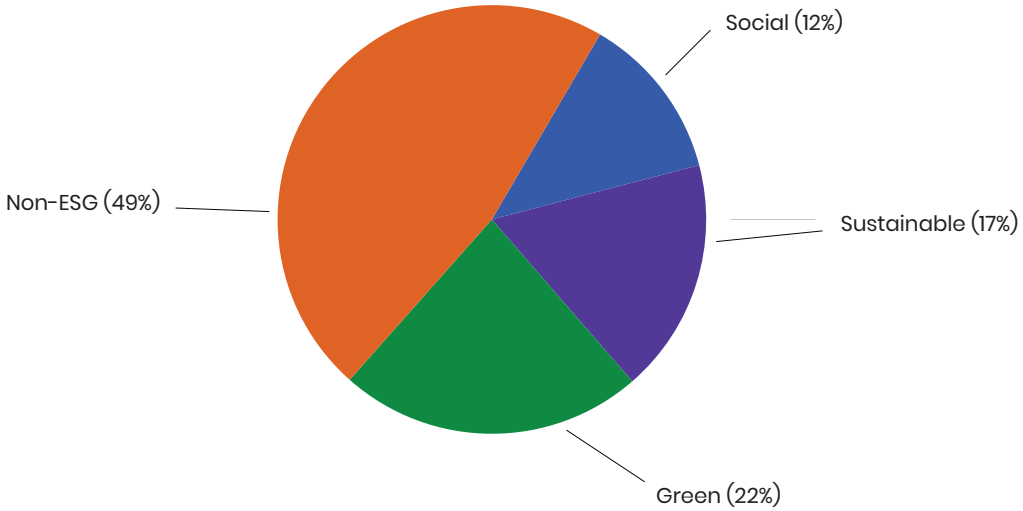

United Church Funds (UCF) is a faith-based, mission-driven, nonprofit corporation that exclusively serves institutional investors. The information provided by UCF is for general informational purposes only and does not constitute legal, tax, investment or financial advice. Full legal disclaimer information is available at ucfunds.org/legal-disclaimer/.