



INTERNATIONAL EQUITY FUND

FUND OBJECTIVE

Seeks to provide investors with a total return consistent with a diversified portfolio of international stocks.

INVESTMENT STRATEGY

The Fund invests in foreign equities and other equity-type securities issued by companies domiciled in developed countries – Europe, Asia and the Far East (EAFE) – and emerging markets. The target allocation for emerging market exposure is 25%, with a range of 15%–35%. The Fund employs shareholder engagement and social and environmental screens.

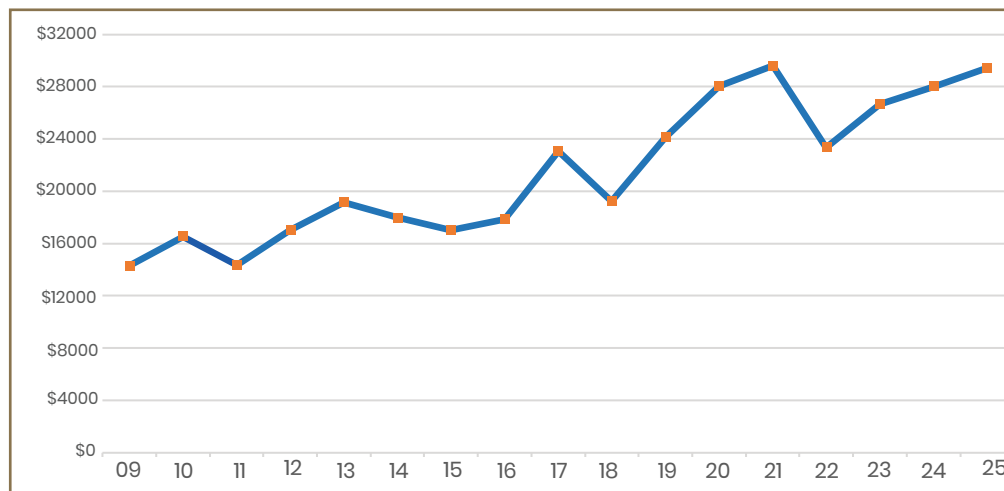
INVESTMENT PERFORMANCE

Average Annual Performance % as of 03/31/2025	Qtr.	Year to Date	One Year	Three Years	Five Years	Ten Years
International Equity Fund	5.05	5.05	5.10	3.13	9.74	4.41
MSCI ACWI ex US net	5.23	5.23	6.09	4.48	10.92	5.04
Lipper International Equity	6.78	6.78	5.99	5.73	11.92	5.18

All performance results are shown net of fees

GROWTH OF \$10,000 (from 01/01/09 – 03/31/25)

This table reflects net performance



The performance data shown represent past performance, which is not a guarantee of future results. Investment returns and principal value will fluctuate, so that investors' shares, when sold, may be worth more or less than their original cost. Current performance may be lower or higher than the performance data cited. Before investing in any UCF fund, prospective investors should consider carefully the investment objectives, risks and expenses.

UCF OVERVIEW

- Over \$1.2B in AUM
- Over 1,200 faith-based investors
- Expertise in sustainable and responsible investing

FUND DETAILS

Benchmark	MSCI ACWI ex US net
Inception	2005
Assets	\$166 million
Yield	3.00%

EXPENSES & MINIMUMS

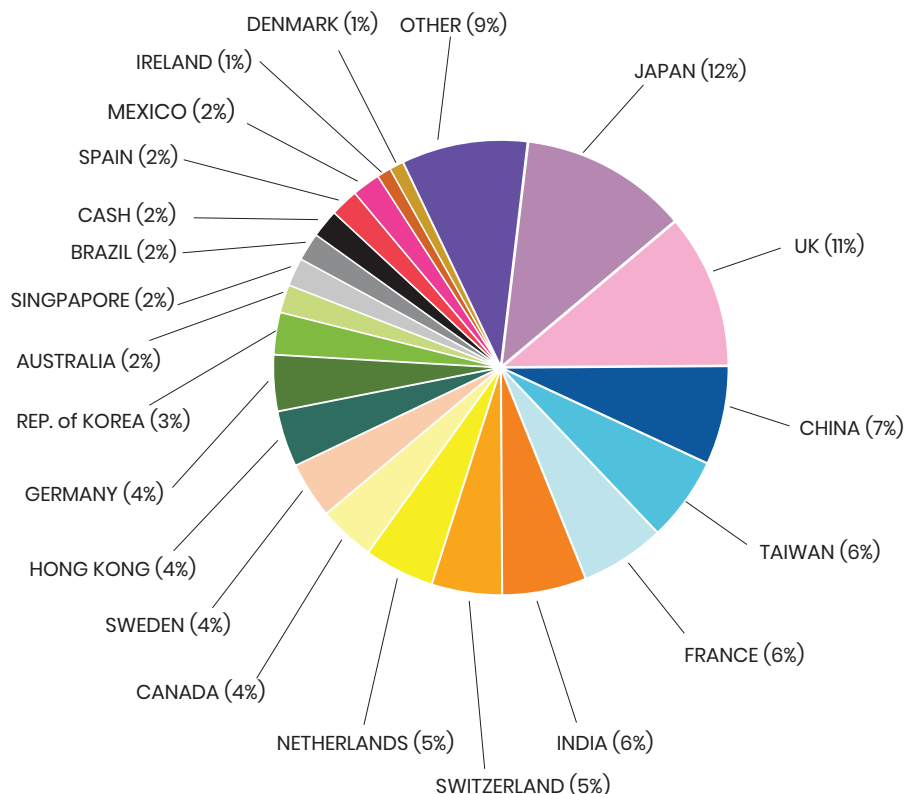
Expense Ratio	0.98%
12b-1	0.00%
Front-End Load	0.00%
Back-End Load	0.00%
Transaction Fee	None
Account Minimum	\$1,000

TOP TEN EQUITY HOLDINGS

Taiwan Semiconductor Co. Ltd.	4.00%
Tencent Holdings Ltd.	2.48%
HDFC Bank Ltd.	2.34%
United Overseas Bank Ltd.	1.48%
Unilever PLC	1.31%
TotalEnergies SE	1.24%
Roche Holdings AG	1.19%
HK Exchanges & Clearing Ltd.	1.18%
Novartis AG	1.16%
AIA Group Ltd.	1.15%
Total	17.53%

INTERNATIONAL EQUITY FUND

COUNTRY ALLOCATION



Due to rounding, totals may not equal 100%

FUND CHARACTERISTICS

EQUITY:

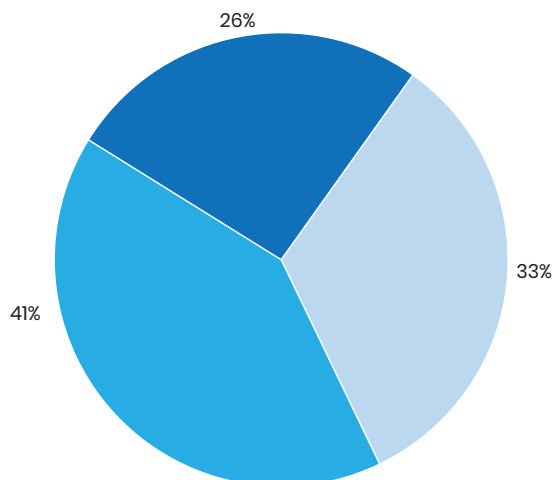
Median Market Cap (\$MM)	13,075.84
Price/Earnings Ratio	13.75x
Price/Book Ratio	1.80x
Number of Stocks	290
Standard Deviation (3 yrs.)	17.40%
Beta (3 yrs.)	0.91
R-Squared (3 yrs.)	0.98
Sharpe Ratio (3 yrs.)	-0.08
Turnover (1 yr.)	24.46%

Sector Allocation

• Communication Services	5.4%
• Consumer Discretionary	12.4%
• Consumer Staples	8.9%
• Energy	2.9%
• Financials	26.1%
• Health Care	8.0%
• Industrials	14.4%
• Materials	4.3%
• Real Estate	0.5%
• Information Technology	14.5%
• Utilities	0.8%

MANAGERS & ASSET CLASSES

-  Baillie Gifford (33%)
International Developed - Growth
-  LSV Asset Management (41%)
International Developed - Value
-  RBC (26%)
Emerging Markets



United Church Funds (UCF) is a faith-based, mission-driven, nonprofit corporation that exclusively serves institutional investors. The information provided by UCF is for general informational purposes only and does not constitute legal, tax, investment or financial advice. Full legal disclaimer information is available at ucfunds.org/legal-disclaimer/.