



ALTERNATIVES BALANCED FUND

FUND OBJECTIVE

Seeks to provide investors with a total return consistent with a broadly diversified portfolio of common stocks, fixed income and alternative investments.

INVESTMENT STRATEGY

The Fund consists of units from the Total Equity Fund, Fixed Income Fund and Alternatives Fund. The Fund provides additional diversification to a balanced fund, blending traditional investments in equities and fixed income with hedge funds, real estate funds and real asset funds. The Fund employs shareholder engagement and social and environmental screens.

INVESTMENT PERFORMANCE

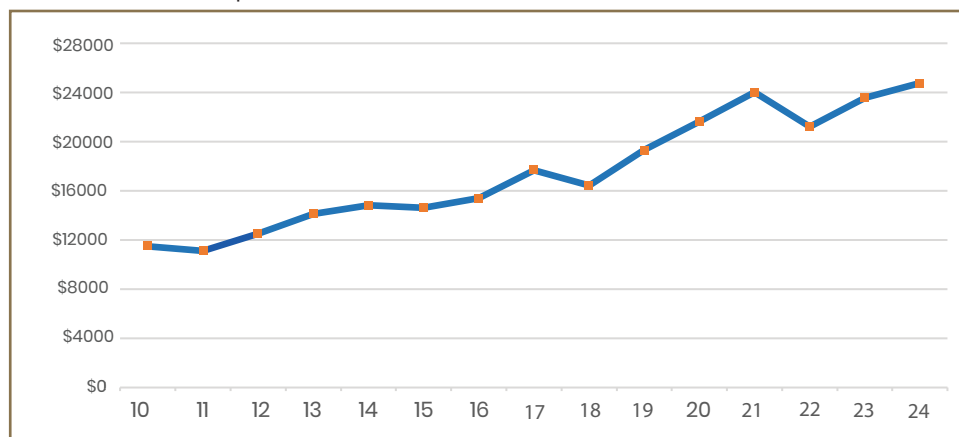
Average Annual Performance % as of 03/31/24	Qtr.	Year to Date	One Year	Three Years	Five Years	Ten Years
Alternatives Balanced Fund	5.07	5.07	12.62	3.98	7.00	5.61
Custom Benchmark*	4.16	4.16	12.53	3.53	6.79	5.95

*50% Equity Policy Index (MSCI ACWI IMI net); 30% Fixed Income Policy Index (85% Barclays U.S. Government/Credit Bond Index; 10% S&P/LSTA Performing Loan Index; and 5% JPMorgan GB-EM Global Diversified); and 20% Alternatives Policy Index (70% HFRI Fund of Funds Composite Index and 30% NCREIF Fund Index – ODCE).

All performance results are shown net of fees

GROWTH OF \$10,000 (from 07/01/10 - 03/31/24)

This table reflects net performance



The performance data shown represent past performance, which is not a guarantee of future results. Investment returns and principal value will fluctuate, so that investors' shares, when sold, may be worth more or less than their original cost. Current performance may be lower or higher than the performance data cited. Before investing in any UCF fund, prospective investors should carefully consider the investment objectives, risks and expenses.

UCF OVERVIEW

- Over \$1.1B in AUM
- Over 1,000 faith-based investors
- Expertise in ESG and SRI
- Fundamental ESG and SRI Philosophy

FUND DETAILS

Benchmark	Custom
Inception	2010
Assets	\$292 million

EXPENSES & MINIMUMS

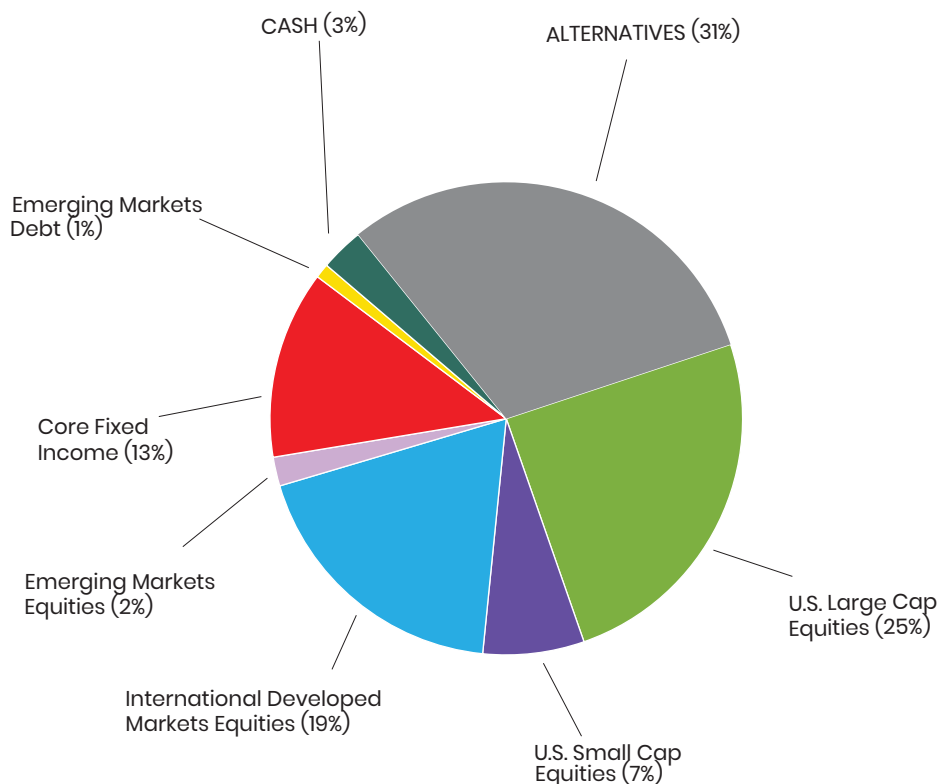
Expense Ratio	0.99%
12b-1	0.00%
Front-End Load	0.00%
Back-End Load	0.00%
Transaction Fee	None
Account Minimum	\$1,000

TOP TEN EQUITY HOLDINGS

Microsoft Corp.	3.87%
Apple Inc.	3.05%
NVIDIA Corp.	2.78%
Amazon.com Inc.	2.08%
Alphabet Inc.	2.04%
Meta Platforms Inc.	1.34%
Taiwan Semiconductor Co. Ltd.	1.02%
Berkshire Hathaway Inc.	0.87%
Eli Lilly & Co.	0.70%
Broadcom Inc.	0.65%
Total	18.40%

ASSET ALLOCATION

FUND CHARACTERISTICS



Due to rounding, totals may not equal 100%

EQUITY:

Median Market Cap (\$MM)	6,350.43
Price/Earnings Ratio	16.52x
Price/Book Ratio	2.54x
Number of Stocks	1,582
Standard Deviation (3 yrs.)	17.0%
Beta (3 yrs.)	0.97
R-Squared (3 yrs.)	1.00
Sharpe Ratio (3 yrs.)	0.11
Turnover (1 yr.)	18.39%

Sector Allocation

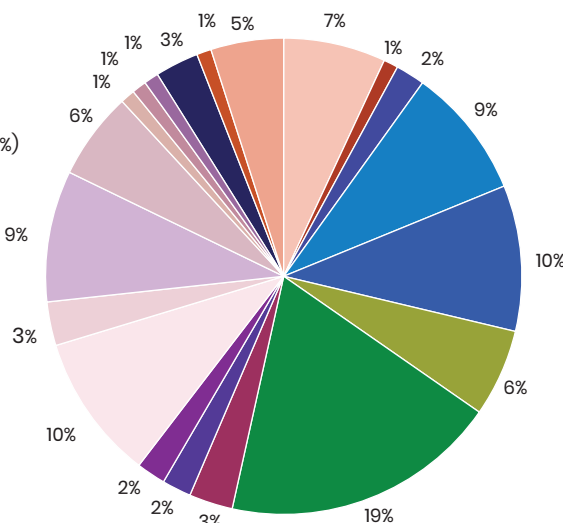
- Communication Services 6.7%
- Consumer Discretionary 11.5%
- Consumer Staples 6.9%
- Energy 4.1%
- Financials 16.1%
- Health Care 11.6%
- Industrials 12.6%
- Materials 3.5%
- Real Estate 1.8%
- Information Technology 23.4%
- Utilities 1.6%
- Cash 0.2%
- Future 0.0%

FIXED INCOME:

Standard Deviation (3 yrs.)	6.6%
Sharpe Ratio (3 yrs.)	-0.77
Duration (yrs.)	6.60
Credit Quality	AA3/A1
Avg. Effective Maturity (yrs.)	8.85

MANAGERS & ASSET CLASSES

■ Xponance (19%) US Large Cap - Core
■ PGIM Quantitative Solutions* (6%) US Large Cap - Core
■ Westfield Capital Management Company, L.P. (2%) US Small Cap - Growth
■ Channing Capital (2%) US Small Cap - Value
■ BlackRock (3%) US Small Cap - Core
■ Auldbrass Partners (1%) Alternatives
■ Lumos Capital (1%) Alternatives
■ NB Private Equity Partners (1%) Alternatives
■ Abbey Capital (6%) Alternatives
■ Magnitude (9%) Alternatives
■ Heitman America (3%) Alternatives
■ Weatherflow (10%) Alternatives



■ Baillie Gifford (9%) International Developed - Growth
■ LSV Asset Management (10%) International Developed - Value
■ RBC (2%) Emerging Markets
■ Nuveen (7%) Fixed Income - Core
■ Pension Boards UCC (5%) Fixed Income - Core
■ Core Fix Futures (0.1%) Fixed Income - Core
■ PIMCO ESG Inc. Ins. (1%) Fixed Income - Bank Loans
■ Lazard Asset Management (1%) Fixed Income - Emerging Markets Debt
■ Cash (3%)