

**UNITED  
CHURCH  
FUNDS**

# CASH AND EQUIVALENT FUND

## FUND OBJECTIVE

Seeks a high level of current income consistent with the preservation of capital and the maintenance of liquidity.

## INVESTMENT STRATEGY

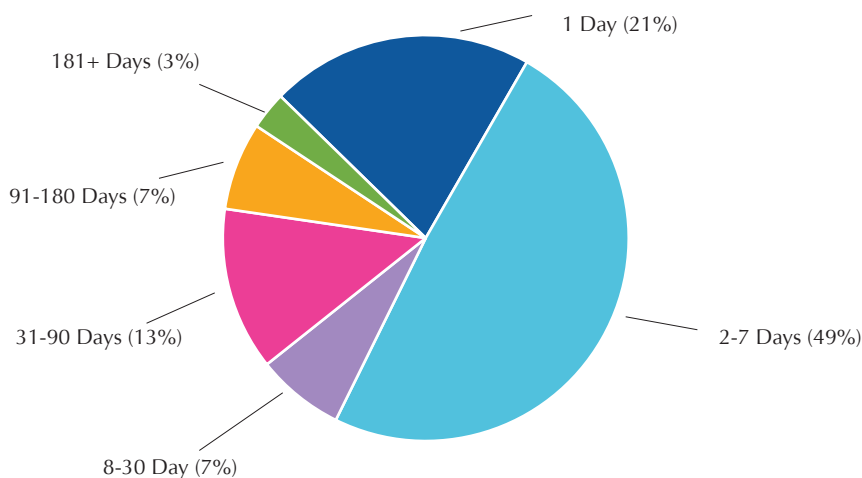
The Fund invests only in securities issued or guaranteed as to principal and interest by the US government or its agencies or instrumentalities (including those with floating or variable rates of interest), repurchase agreements collateralized solely by cash and/or government securities, and cash.

## INVESTMENT PERFORMANCE

Average Annual Total Returns % as of 12/31/2019	Qtr.	Year to Date	One Year	Three Years	Five Years	Ten Years
<b>Cash and Equivalent Fund</b>	0.41	2.09	2.08	1.53	0.97	0.49
<b>Lipper Money Market Funds Index</b>	0.38	1.97	1.97	1.41	0.87	0.44

All performance results are shown net of fees

## FINAL MATURITY OF MONEY MARKET SECURITIES



Due to rounding totals may not equal 100%

The performance data shown represent past performance, which is not a guarantee of future results. Investment returns and principal value will fluctuate, so that investors' shares, when sold, may be worth more or less than their original cost. Current performance may be lower or higher than the performance data cited. Before investing in any UCF fund, prospective investors should consider carefully the investment objectives, risks, and expenses.

## UCF OVERVIEW

- Over \$860 million in AUM
- Over 1,000 faith-based investors
- Expertise in ESG and SRI
- Fundamental ESG and SRI Philosophy

## FUND DETAILS

Benchmark	Lipper Money Market Funds Index
Inception	1994
Assets	\$25 million

## EXPENSES & MINIMUMS

Expense Ratio	0.00%
12b-1	0.00%
Front-End Load	0.00%
Back-End Load	0.00%
Transaction Fee	None
Account Minimum	\$1,000

**UNITED  
CHURCH  
FUNDS**

# CASH AND EQUIVALENT FUND

## FUND OBJECTIVE

Seeks a high level of current income consistent with the preservation of capital and the maintenance of liquidity.

## INVESTMENT STRATEGY

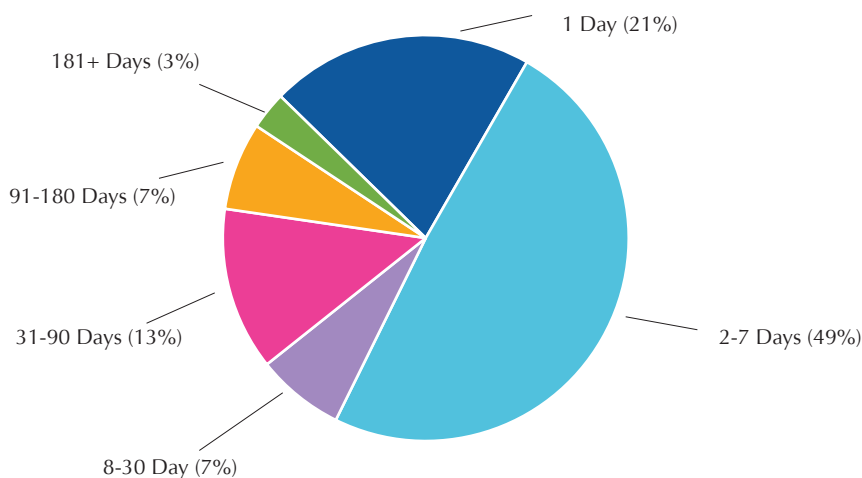
The Fund invests only in securities issued or guaranteed as to principal and interest by the US government or its agencies or instrumentalities (including those with floating or variable rates of interest), repurchase agreements collateralized solely by cash and/or government securities, and cash.

## INVESTMENT PERFORMANCE

Average Annual Total Returns % as of 12/31/2019	Qtr.	Year to Date	One Year	Three Years	Five Years	Ten Years
<b>Cash and Equivalent Fund</b>	0.41	2.09	2.08	1.53	0.97	0.49
<b>Lipper Money Market Funds Index</b>	0.38	1.97	1.97	1.41	0.87	0.44

All performance results are shown net of fees

## FINAL MATURITY OF MONEY MARKET SECURITIES



Due to rounding totals may not equal 100%

The performance data shown represent past performance, which is not a guarantee of future results. Investment returns and principal value will fluctuate, so that investors' shares, when sold, may be worth more or less than their original cost. Current performance may be lower or higher than the performance data cited. Before investing in any UCF fund, prospective investors should consider carefully the investment objectives, risks, and expenses.

## UCF OVERVIEW

- Over \$860 million in AUM
- Over 1,000 faith-based investors
- Expertise in ESG and SRI
- Fundamental ESG and SRI Philosophy

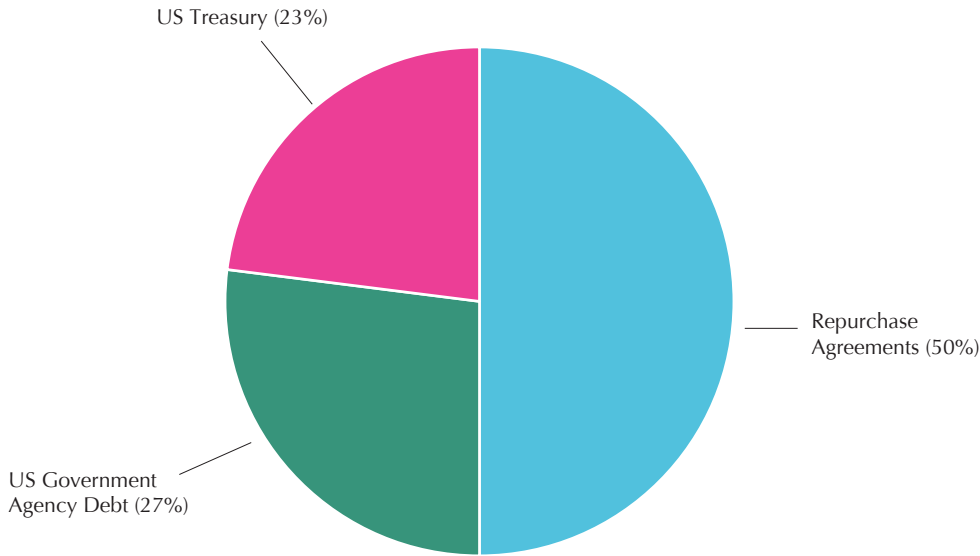
## FUND DETAILS

Benchmark	Lipper Money Market Funds Index
Inception	1994
Assets	\$25 million

## EXPENSES & MINIMUMS

Expense Ratio	0.00%
12b-1	0.00%
Front-End Load	0.00%
Back-End Load	0.00%
Transaction Fee	None
Account Minimum	\$1,000

## ASSET ALLOCATION



Due to rounding totals may not equal 100%

## FUND CHARACTERISTICS

### FIXED INCOME:

Number of Holdings	131
Weighted Average Maturity (WAM) <sup>7</sup>	28 Days
Weighted Average Life to Maturity (WAL) <sup>8</sup>	101 Days

### Credit Rating Agency Fund Ratings

S&P	AAAm
Moody's	Aaa-mf

## MANAGERS & ASSET CLASSES

■ Pension Board (100%)  
Cash & Equivalent

